

Primary Care Hospital Catalogue



Keeler

Leading the way in instrument design since 1917

When you buy a Keeler instrument – What are you buying? Almost a century of experience in optics! Keeler has been manufacturing ophthalmic instruments since 1917 and we continue to lead the market with our innovative instruments. This has been achieved through our continuous program of customer involvement in the design process to ensure our instruments meet the rigorous demands of daily practice.

As a leading supplier to the ophthalmic profession, Keeler specialise in ophthalmic diagnostic and sight testing products. For this catalogue, we have selected from our range the items most useful to you and your practice.

For further information please telephone our Customer Care Team on 01753 857177 or visit our website at www.keeler.co.uk.

Contents

Pocket Instruments	p2
Standard Instruments	p3
Wide Angle Twin Mag	p3
Practitioner Instruments	p4
Wall and Desk Unit Sets	p5
Dispos-A-Spec	p5
Charging Systems	p6
Children's Tests	p6
Reading Test	p6
Colour Vision Testing	p6
Distance Vision Test Types	p7
Slit Lamp	p7
Spares & Accessories	p7
Bulbs	p8

Pocket Instruments

Ideal for the Practitioner on the move

Pocket Ophthalmoscope

- Full diagnostic capability in a pocket sized instrument.
- Ideal for domiciliary or ward use or as a 'second' instrument.
- Security assured from the strong metal pocket clip.
- A total of 6 diagnostic beams.
- Pocket instruments are powered by standard AA batteries.



Part Number 1102-P-1041 Pocket Ophthalmoscope



Pocket Otoscope

- Ideal for domiciliary or ward use or as a 'second' instrument.
- Closed head design particularly suited to pneumatic testing.
- 2.5x magnifying lens removable to allow the introduction of small instruments.
- Disposable specula supplied.
- Security from the strong metal pocket clip.

Part Number 1503-P-1034 Pocket Otoscope



Pocket Diagnostic Set

Part Number 1702-P-1037 Pocket Diagnostic Set



Apertures, graticules & filters

Wide Angle - Illuminates the largest area of fundus for the best possible general diagnosis through a dilated pupil.

Intermediate - Permits easier access through an undilated pupil and in peripheral examination. Particularly useful in paediatric examination.

Macular - Designed specifically for examination of the macular region of the fundus where a larger beam would create excessive pupillary reaction or patient discomfort.

Slit - Used primarily to determine retinal elevations and depressions but may also be used to assess anterior chamber depth.

Glaucoma - Projects a graticule onto the retina to assess the optic cup/disc ratio as an aid to glaucoma diagnosis.

Fixation Cross - Projects a graticule onto the retina for assessment of the degree and direction of eccentric fixation.

Semi Circle - Provides a combination of depth perception & field of view.

Red Free - The red free filter is used to examine blood vessels in fine detail. By filtering out the red light, blood vessels are silhouetted black against a dark green background.

Cobalt Blue - Used in conjunction with fluorescein dye for the detection and examination of corneal scars and abrasions.

Standard Instruments

The industry standard for ward and GP use

Standard Ophthalmoscope


- The positive maywheel lens control allows you to click through lens powers from +40D to -25D allowing detailed examination of the ocular structures and ease of use for spectacle wearers.
- Two diagnostic beams - a wide angle beam for general examination and a macular beam for more detailed examination of the central retina.
- A red free filter for enhanced vessel examination can be used with both diagnostic beams, particularly useful for diabetic assessment and monitoring.
- The integral soft brow rest allows for easy positioning and protects your lenses if you are a spectacle wearer.



Part Numbers 1126-P-1005 Standard Ophthalmoscope 2.8V
1126-P-1006 Standard Ophthalmoscope 3.6V



Slimline handles provide Lithium or dry cell option



Standard Otoscope

- Closed head design particularly suited to pneumatic testing.
- 2.5x magnifying lens removable to allow the introduction of small instruments.
- Disposable specula supplied.

Part Numbers 1518-P-1001 Standard Otoscope 2.8V
1518-P-1002 Standard otoscope 3.6V

Standard Diagnostic Sets

Part Numbers 1729-P-1018 Standard Diagnostic Set 2.8V
1729-P-1022 Standard Diagnostic Set 3.6V



Wide Angle Twin Mag^{NP}

Ophthalmoscopy just got easier!

- The Keeler Wide Angle Twin Mag has a 10x larger field of view and is easier to use than a direct ophthalmoscope. The glass optical system provides non-polarised light giving you two exceptional views and magnifications in a lightweight, easy to use instrument. You will immediately see the difference!
- Non-polarised light.
 - Lightweight and comfortable to hold.
 - Small pupil capabilities.
 - No field loss with spectacles.
 - Glaucoma diagnosis and monitoring.
 - Corneal examination.
 - Multiple aperture selections.
 - Compatible with Keeler NiCad or Lithium handles and chargers.



Part Numbers 1130-P-1000 Wide Angle Twin Mag Ophthalmoscope
1130-P-7000 Corneal Lens



Practitioner Instruments

The Primary Care Specialist's Choice

Practitioner Ophthalmoscope

- The positive maywheel lens control allows you to select a range of lens powers from +40D to -25D. This allows detailed examination of the ocular structures and ease of use for spectacle wearers.
- The Practitioner includes 6 beams for a full diagnostic capability and a blue filter, particularly useful for assessing corneal scratches in children.
- A red free filter for enhanced vessel examination can be used with both diagnostic beams, particularly useful for diabetic assessment and monitoring.
- Soft integral brow rest allows for easy positioning and protects your lenses if you are a spectacle wearer.



Part Numbers 1127-P-1005 Practitioner Ophthalmoscope 2.8V
1127-P-1006 Practitioner Ophthalmoscope 3.6V

Practitioner Otoscope

- Unobstructed open style head for easy introduction of small instruments for wax or foreign body removal.
- Large slide aside 2.5x lens for clear view of aural structures and procedures under magnification.
- Facility to undertake pneumatic testing for tympanic mobility.
- Disposable specula supplied.

Part Numbers 1519-P-1001 Practitioner Otoscope 2.8V
1519-P-1002 Practitioner Otoscope 3.6V

Practitioner Diagnostic Sets

Part Numbers 1729-P-1019 Practitioner Diagnostic Set 2.8V
1729-P-1023 Practitioner Diagnostic Set 3.6V
1729-P-1020 Practitioner / Fibre Optic Otoscope Diagnostic Set 2.8V
1729-P-1024 Practitioner / Fibre Optic Otoscope Diagnostic Set 3.6V

Fibre Optic Otoscope

- Genuine Halogen illumination transmitted via optic fibres for homogeneous illumination leading to clear and accurate diagnosis for aural images.
- Large head design for unobstructed view.
- Closed head system ideally suited to pneumatic testing for tympanic mobility.
- Large slide aside 2.5x magnifying lens for clear view and aural structures and wax and foreign body removal procedures under magnification.
- Disposable specula supplied.

Part Numbers 1514-P-1136 Fibre Optic Otoscope 2.8V
1514-P-1144 Fibre Optic Otoscope 3.6V



Wall and Desk Unit Sets

Keep your instruments where you left them!

Wall Unit Sets

- Keeler's anti-theft designed ophthalmoscopes and otoscopes have a lockable head and handle fitting. So you'll always find them where you left them.
- The new, compact wall mounted design is ideal for ward, surgery, consulting room and casualty use.
- Strong coiled tangle-free cable permits instrument use up to 3 meters from transformer.
- The robust construction is ideally suited to the busiest working conditions.
- Automatic illumination when instruments are removed from cradle. With LED confirmation.

Part Numbers 1964-P-2003 Standard / Standard Cord Unit Set
1964-P-2002 Practitioner / Practitioner Cord Unit Set
1964-P-2004 Practitioner / Fibre Optic Cord Unit Set
1964-P-2005 Wide Angle/Fibre Optic Cord Unit Set



NEW Cord Handle Outfits and Slimline Handles

The cord outfits consist of ophthalmoscope, otoscope and double cord handle power supply.

NEW Integrated Diagnostic Wall Units

Integrated Accoson

- Large Diameter white dial.
- Supplied with adult velcro cuff, latex free bulb.
- Cuff stored behind dial.
- Range 0-300mmHg.



Part Number 1964-P-2006 Integrated Accoson

Integrated greenlight 300

- Display design encourages measurement to 2mmHg as recommended by the British Hypertension Society.
- Accuracy better than +/- 3mmHg.
- Automatic calibration.
- Extended battery life of 170 hours continuous use, with low life battery indicator.



Part Number 1964-P-2006 Integrated greenlight 300

Rechargeable Desk Sets

- Available with the Keeler range of ophthalmoscopes and otoscopes.
- Can be desk or wall mounted to suit your needs.
- The new, compact, modern design is ideal for wall mounting and therefore ideal for ward, surgery, consulting room and casualty use.
- Robust construction is ideally suited to the busiest working conditions.
- Lithium-ion technology provides over 2 hours of continuous use, and 2 hour rapid charge.
- LEDs indicate when battery life is low, charging or fully charged.

Part Numbers 1729-P-1029 Standard / Standard Rechargeable Desk Set
1729-P-1028 Practitioner / Practitioner Rechargeable Desk Set
1729-P-1030 Practitioner / Fibre Optic Otoscope Rechargeable Desk Set
1729-P-1031 Wide Angle/Fibre Optic Desk Set



NEW Desk Outfits with Lithium Charger & Slimline Handles

The rechargeable outfits consist of ophthalmoscope, otoscope and double charging unit.

Dispos-A-Spec optional Speculum Dispenser

- Add to your new Keeler wall unit or simply display it next to your existing Keeler wall unit.
- Dispenser comes filled with 25 x 2.5mm, 3.5mm, 4.5mm and 5.5mm disposable specula sizes.
- Lid can be easily removed to insert new specula.
- Modern, robust design matches all Keeler wall units.

Part Number 1964-P-2000 Dispos-A-Spec



Charging Systems

Charge your instruments in style

Double Lithium-ion Charger

- Fast charge in 2 hours.
- Provides over 2 hours of continuous use.
- LEDs indicate when battery life is low, charging or fully charged.



Part Number 1941-P-1368 Double Lithium Charger

Lithium-ion Mini Charger

- Fast charge in 2 hours.
- Provides over 2 hours of continuous use.
- Can use instrument whilst charging battery.
- LEDs indicate when battery life is low, charging or fully charged.



Part Number 1941-P-1341 Mini Lithium Charger

Children's Tests

Testing children's acuity quickly and easily

LogMAR Crowded Test

More subtle definition of changes between acuity ranges specifically in amblyopic children. Ideal for testing acuity of children from 3 years of age.

- 3m working distance.
- 4 letters at each acuity level from 6/3 to 6/38.
- Laminated and washable.



Part Number 2204-P-1231 LogMAR Crowded Test

Sheridan Gardiner Test

A well established test designed for children but suitable for disabled people, those with learning difficulties or patients who do not share a common language with the examiner.



Part Number 2204-P-1004 Sheridan Gardiner Test

Colour Vision Testing

3rd Edition City University Colour Vision Test

- 2 part test includes a quick screening option.
- Part One involves spotting a colour difference.
- On each page four colour samples surround a central spot. The patient must identify the sample which most closely matches the central spot.
- Part Two involves the closest colour match.



Part Number 2206-L-1057 City University Colour Vision Test

When testing children it is hard to keep their attention throughout the examination. Keeler offer a range of children - friendly sight testing products that help you capture their imagination.

Thomas the Tank and Peter Rabbit Tests

- Tests that keep the fun in Near Vision Testing.
- Colour pictures and easy to follow text encourage full child participation.



Part Number 2205-P-1065 Thomas the Tank Engine Tests

Reading Test

4 Page Washable Reading Test

- Print sizes from N5 to N48.
- Reduced Snellen Chart included for use at 33cm.



Part Number 2205-P-1022 4 Page Washable Reading Test

Acquired Deficiency Test

Ishihara Colour Vision Test

- Long established commercial/industrial colour screening.
- Patients must identify numbers or patterns formed in a matrix of small coloured dots varying in colour and intensity (pseudo-isochromatic plates).
- Two editions available: 38 plate for detailed investigation, 24 plate for quick screening.



Part Numbers 2206-P-1008 Ishihara 38 Plate
2206-P-1016 Ishihara 24 Plate

Distance Vision Test Types

Easy to install, practical & lightweight

Keeler Finesse Wall Mounted Test Type

- Removable Letter Charts avoid patient recognition.
- Motorist Test.
- Mallett Fixation test checks the muscle balance of the eyes horizontally and vertically.
- Concentric Circles refine the refraction test.
- Duochrome test refines the sphere test.



Part Number 2204-P-2306 Keeler Finesse

Finesse Four Sided Test Types

- Three options available, manual, motorised or infra-red remote control.
- Internally illuminated.
- 4 upper Snellen panels.
- 4 lower panels consisting of Spotlight, Duochrome, Friend and Worth 4 Dot Test.
- Floor stand and wall bracket available.



Part Numbers	2204-P-2402	4 Sided Direct - manual
	2204-P-2381	4 Sided Direct - motorised/airswitch
	2204-P-2373	4 Sided Direct - remote control
	2204-P-2365	4 Sided Indirect - manual
	2204-P-2357	4 Sided Indirect - motorised/airswitch
	2204-P-2349	4 Sided Indirect - remote control



Finesse Petite

- Ideal to transfer from room to room.
- Lightweight with an easy carry handle.

Part Number 2204-P-2314 Keeler Finesse Petite

Finesse Single Sided Test Types

- Ideal for quick acuity measurement.
- Available to test patients at 6 or 3 meters.
- Changeable panel to avoid patient recognition.



Part Numbers 2204-P-2429 Single Sided Test Type 3m
2204-P-2410 Single Sided Test Type 6m

Test Type Accessories

Part Numbers 2204-P-7350 Fixed Wall Mirror for use at 3m
2204-P-7369 Adjustable Wall Mirror for use at 3m

Number and letter charts

- Ideal for mobile use.
- Hanger cord provided.



Part Numbers 2204-L-1088 3 Metre Test Card Letters
2204-L-1096 3 Metre Test Card Numerals

Slit Lamp

Keeler SL-16 Slit Lamp

The ophthalmic practitioners choice for anterior segment and retinal examination.

- High precision quality optics.
- Haag Streit type illumination and magnification system.
- Fast and simple magnification change from 10x to 16x.
- Bright white Halogen lamp ensures crisp clear images.



Part Numbers 3009-P-1002 SL-16 Slit Lamp
3304-P-7053 Manual Balanced Table

Spares & Accessories

Airtight Chamber

with lens for Pocket and Standard Otoscopes

Part Number 1501-P-7117



Bulb Extractor

for Deluxe, Medic Lux, Standard and Pocket Otoscopes

Part Number 1599-P-7237



NiCad Battery

Part Number 1919-P-7069



Lithium Battery

Part Number EP39-18918



Bulbs

All Keeler instruments use genuine Halogen and Xenon technology, yielding a brighter, whiter illumination and a longer life. Look at the bottom of your bulb to identify if your instrument is 2.8V (Dry cell battery) or 3.6V (Rechargeable battery).



These bulbs are supplied in packs of two

Pocket Ophthalmoscope bulb



Part Number 1011-P-7050

Standard, Pocket, Deluxe Oscope bulb



Part Numbers 1015-P-7031 2.8V or 1015-P-7023 3.6V

Standard/Practitioner Ophthalmoscope bulb



Part Numbers 1011-P-7106 2.8V or 1011-P-7114 3.6V

Practitioner, Vista, Fibre Optic Oscope bulb



Part Numbers 1015-P-7066 2.8V or 1015-P-7058 3.6V

Vista Ophthalmoscope bulb



Part Numbers 1011-P-7042 2.8V or 1011-P-7034 3.6V

Halogen Slit Lamp bulb

Supplied singularly



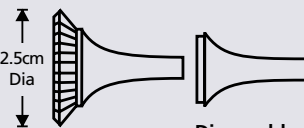
Part Number 1030-P-7160 6V 20W

Keeler hand held otoscopes - specifying a replacement Specula

1. Identify the style of your old Specula 2. Measure the diameter

Style A

Standard, Practitioner
Pocket, Vista,
Fibre Optic, Medic



Disposable
Use without adaptor

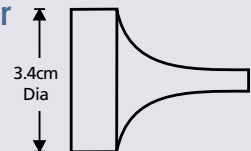
Part Numbers

1512-P-7008	No 1 specula 2.5mm Dia
1512-P-7016	No 2 specula 3.5mm Dia
1512-P-7024	No 3 specula 4.5mm Dia
1512-P-7032	No 4 specula 5.5mm Dia
1512-P-7040	No 5 specula 8.0mm Dia
1599-P-7229	Set of 5 specula

1513-P-7026	Pack of 12 (6 @ 3.5mm Dia / 6 @ 5.5mm Dia)
1501-P-5197	Bag of 500 (2.5mm Dia)
1501-P-5170	Bag of 500 (3.5mm Dia)
1501-P-5218	Bag of 500 (4.5mm Dia)
1501-P-5189	Bag of 500 (5.5mm Dia)

Style B

Deluxe,
Medic Lux



No disposable specula available for the Deluxe Oscope

1531-P-7089	No 1 specula 3.0mm Dia
1531-P-7097	No 2 specula 4.0mm Dia
1531-P-7118	No 3 specula 5.0mm Dia
1531-P-7126	No 4 specula 7.0mm Dia
1531-P-7134	No 5 specula 8.0mm Dia
1599-P-7210	Set of 5 specula

Distributor

Keeler Ltd.
Clewer Hill Road, Windsor
Berkshire, SL4 4AA
Tel: +44 (0) 1753 857177
Fax: +44 (0) 1753 827145
Email: info@keeler.co.uk
Website: www.keeler.co.uk

